

Beautiful KITCHENS & Baths™

Enduring Style

Create a Look That Lasts

*Perfect Pantries:
Make the Most
of Your Space*

*Designer Tips for
a Blissful Bath*



\$7.99 U.S.

Summer 2013
Display until July 22

BHG.com/KitchenBath

Contents

SUMMER 2013

features

34 poetry in motion

A coffered ceiling is the crowning star of this elegant white kitchen.

40 rustic refined

Weathered finishes give a new kitchen a cozy, lived-in feel.

46 puttin' on the glitz

Modern design takes a glamorous turn in this bold and luxurious kitchen.

54 family plan

A hardworking kitchen can be sophisticated, as this well-thought-out space proves.

60 country grandeur

A stay at an Italian countryside estate inspired this kitchen's warm, earthy design.

66 comfortable contemporary

Dramatic architecture forms the perfect backdrop for a clean-lined kitchen.

72 regal elegance

A top designer shares her secrets for bringing style to a small kitchen.

78 island influence

A breezy kitchen eschews upper cabinets in favor of a hardworking island and concealed storage.

84 beyond modern

Streamlined cabinetry and crisp finishes make a chic, contemporary statement.

90 center stage

At the heart of this grandly scaled bath, a stunning soaking tub and spacious shower steal the show.

98 dreamy retreat

A bath designed just for her pairs delicate finishes with luxurious amenities.

104 city escape

Gleaming white surfaces capture the sunlight that streams into this high-rise bath.

110 privately posh

A two-room bath with vintage French accents puts a romantic twist on tradition.

116 soothing harmony

A well-traveled couple dream up a spa-like bath retreat right at home.



p. 104



City Escape

A high-rise hosts this sunlit bath infused with airy elegance, soaring views, and spa-style luxuries.

BY JAN SOULTS WALKER | PHOTOS WERNER STRAUBE
FIELD EDITOR CHANDRA HAMMOND

A 10-foot-high ceiling and an expansive window lend a grand feel to this master bath. A muted palette and pampering amenities, such as the steam shower and soaking tub, make it a peaceful place to refresh.



Right: A partial wall divides the room, creating a niche for a makeup station on one side and providing separation for the bathtub on the opposite wall (not shown). **Opposite:** The countertop-mount faucet and vessel sink at each vanity mimic the clean lines of the soaking tub. Thin strips of Carrara marble tile continue the bath's horizontal design aesthetic.



Ginger Bonneau, a real estate agent with a passion for interior design, recognized a window of opportunity in this downtown Chicago apartment. Although the master bath began as a cold concrete box, Bonneau zeroed in on its best quality—a dramatic tall window that floods the room with light and a remarkable cityscape view.

“This west-facing window lets in so much natural light,” Bonneau says, “and you can see a lot of the horizon, which is emphasized by a horizontal division near the top of the window. All of this became my inspiration for creating a serene master bath escape for the homeowners.”

Magnifying the room's ethereal play of light, creamy Carrara marble floor tiles create a seemingly translucent surface underfoot, like sunlight filtered through clouds. “Using large 24×24-inch tiles makes the look seamless, simple, and clean,” Bonneau says, “so the tiles don't distract from the view.”

Another translucent element draws the eye upward. “The acrylic chandelier just glows,”

Bonneau says. “It pairs so elegantly with the bathtub.” The gleaming white soaking tub, created from a blend of volcanic limestone and high-performance resins, rests on the floor and culminates in a gently flared rim. Positioning the tub perpendicular to the window offers the bather a luxurious view.

The view also prompted a striking wall-tile selection. Muted gray-and-cream Carrara marble liner tiles cut into strips are “just stunning,” Bonneau says. “They reminded me of the horizon line visible from the window.”

Augmenting the horizontal theme is a pair of floating vanities dressed in a glossy white laminate finish and befittingly topped with Carrara marble and vessel sinks with flared rims similar to the tub's.

“I love the feeling that just emanates all around you when you walk into this bathroom,” Bonneau says. “It's beautiful, yet it is also calm and peaceful. The window, the tub, the chandelier, and the tile make the bathroom a functional piece of artwork.”

RESOURCES BEGIN ON PAGE 122.




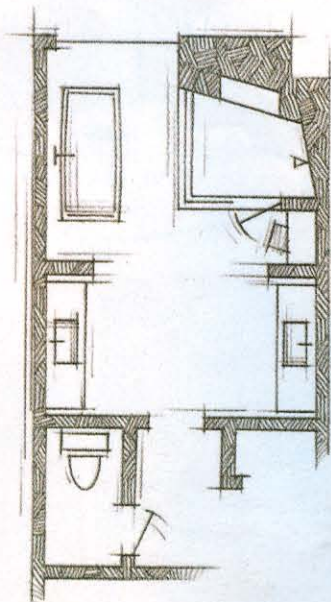
Opposite: Tucked neatly into an alcove beside the steam shower, a modest slab of Carrara marble serves as a cosmetics counter. **Right:** Natural sunlight filtering in from the bath's large window makes the translucent acrylic chandelier glow—even with the lights off. **Far right:** A polished-chrome finish on the faucet adds another sparkling element to this glamorous space. **Below:** Inside the steam shower, different sizes of Carrara marble tiles lend texture and interest without interrupting the bath's serene sensibility. **Below right:** A bench offers a spot to relax inside the shower and keeps pampering products close at hand. **Bottom right:** Chrome handles bring shine inside the shower and control a host of spa-style pampering options, including steam, body sprays, and multiple showerheads.



DESIGNER INSIGHTS Floating Vanities

A vanity mounted on the wall, rather than resting on the floor, offers visual and practical advantages.


- **Expand space.** “A floating vanity makes a bathroom appear more spacious by keeping flooring visible from wall to wall,” says real estate agent and interior designer Ginger Bonneau, “so you see the entire dimensions of a room.” The reflective, high-gloss white laminate surface on each vanity enhances the illusion of space.
- **Simplify maintenance.** “With no base touching the floor for dirt to collect around,” Bonneau says, “a floating vanity makes cleaning easier.” She selected a wall-mount toilet for the same reason.
- **Boost storage.** A modular line of cabinetry allowed Bonneau to create each storage-rich vanity using three two-drawer units. “These have sturdy, full-extension drawers to maximize storage,” she says.
- **Customize height.** A wall-mount vanity can be installed at virtually any height, meeting the needs of homeowners of differing statures—or accommodating a vessel-style sink, which requires a slightly lower countertop to compensate for the sink depth.



WHAT'S BEAUTIFUL

Hamptons

1



1. This cabinetry has the look of driftwood—bleached by the sun and tumbled smooth by the waves.

Quaker-style door in walnut with Driftscape finish (price upon request). Plain & Fancy Cabinets; 717/949-6571; plainfancycabinets.com

2



2. Glass encircles an industrial-style bulb that gives this chic pendant a modern flair. Reeves large polished-nickel pendant (\$1,170). Arteriors; 877/488-8866; arteriorshome.com

3



3. Ceramic tiles in muted watercolor hues feel at home in a coastal setting. Stoneware Elements in Blue Mist (starting at \$30 per square foot). Ann Sacks; 800/278-8453; annsacks.com



4. You'll always be ready to entertain with room for up to 101 bottles of perfectly chilled wine. RW 464 wine refrigerator (\$6,649).

Gaggenau; 877/442-4436; gaggenau.com

4

5. Casual cotton with a sophisticated stripe is tailored to perfection.

Nailhead Parsons chair in French Ticking Blue (\$385).

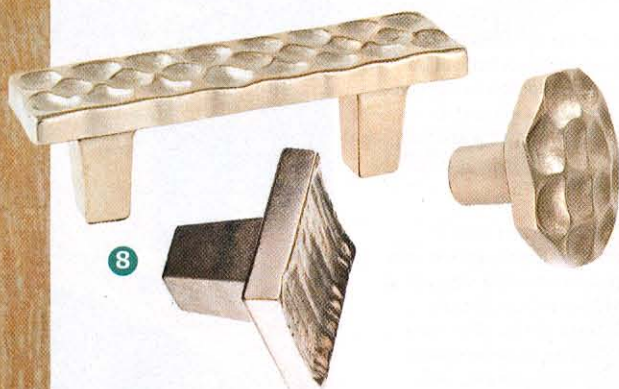
Ballard Designs; 800/536-7551; ballarddesigns.com



5

6

Crisp, clean, and carefree elements embody the coastal cool of an upscale getaway.



8



6. Wood-look ceramic tiles are a durable and trendy alternative to authentic hardwood. Sugarcane Havana textured 6×24-inch ceramic tiles (\$8 per square foot). Artistic Tile; 877/528-5401; artistictile.com


7. This vintage-inspired shower system is the perfect complement to a cottage-style bath. Verona shower package (\$3,363). Rohl; 800/777-9762; rohlhome.com

8. A touch of texture perks up kitchen cabinetry. Pomegranate and Forged III collections (price upon request). Du Verre; 416/593-0182; duverre.com

9. Embrace the beach with this wallpaper's pattern of shimmery sandlike beads. Dazzled from Candice Olson's Shimmering Details collection (\$140 per roll). York Wallcoverings; 800/375-9675; yorkwall.com

9





CITY ESCAPE
PAGES 104-109

Interior designer: Ginger Bonneau, Chicago; 312/608-1125; e-mail: cr8cool@gmail.com.

Faucets, chrome tub filler, handheld shower, trims—Gessi; gessi.com. All fixtures are available through Studio 41, Highland Park, Illinois; 847/266-1900; studiofortyone.com. **Vanity**—Duravit USA; 888/337-2848; duravit.com. **Recessed medicine cabinets**—Robern, Inc.; 800/877-2376; roberrn.com. **Sinks, tub**—Victoria + Albert Bath, LLC, Columbia, South Carolina; 803/748-1228; englishtubs.com. **Chandelier, sconces**—Lightology; 866/954-4489; lightology.com. **Marble and tile flooring and walls**—Marble & Granite Supply of Illinois; 847/866-8682; marble-granites.com. **Bath stool, tabletop mirror, mirrored tray, towels, glass pharmacy bottles**—Restoration Hardware; 800/910-9836; restorationhardware.com. **Shaving set**—The Art of Shaving; theartofshaving.com.



PRIVATELY POSH
PAGES 110-115

Architects: Scott Johnston, David Andersen, Lisa Williams, Matt Williams, Johnston Design Group, 314 Lloyd St., Greenville, SC 29601; 864/250-0701; johnstondesigngroup.com.

Interior designers: Moe Dratz and Linda McDougald, Postcard from Paris, 631 S. Main St., Greenville, SC 29601; 864/233-6622; postcardfromparis.com.

Builder: Jeff Tulman, The Tulman Group, P.O. Box 1716, Greer, SC 29652; 864/444-8276; tulmangroup.com.

Cabinetry custom design by Linda McDougald, **cabinetry fabrication** by Jose Florez, **vanity mirrors, bookcase, armoire**—Postcard from Paris, Greenville, South Carolina; 864/255-4375; postcardfromparis.com. **Countertops** Crema Pistachio limestone—contact local cut stone retailers. **Floor tile** Lagos Gold limestone—Walker Zanger; 877/611-0199; walkerzanger.com. **Sink faucets #JULS20-K, tub faucet lever handles EATU16, tub** Water Monopoly tub, **wall tile** Savoy Gloss with Galara marble trim—Waterworks; 800/958-2284; waterworks.com. **Sconces** custom design, **chandelier** antique—20th Century Lighting, Inc., Santa Monica, California; 310/581-1923; 20thcenturylighting.com.



SOOTHING HARMONY
PAGES 116-121

Designer: Gail Drury, CMKBD, Drury Design, Glen Ellyn, Illinois; 888/444-1055; drurydesigns.com.

Flooring and countertops Calacatta Gold marble, **sandblasted water closet enclosure, clear glass shower enclosure, tile in shower** Thassos Calacatta mosaic and Emperor light border—Drury Design, Glen Ellyn, Illinois; 888/444-1055; drurydesigns.com. **Cabinets** cherrywood Full Flush style in Espresso—Grabill Cabinet Co., Inc., Grabill, Indiana; 260/627-2131; grabillcabinets.com. **Cabinet hardware** The Ashbury collection—Top Knobs USA, Inc.; 800/499-9006; topknobsusa.com. **Sink faucets, tub, and faucets for tub** Purist, **shower fixtures** DTV Interface Valve System, Watertile Rain Head, Body Sprays and Bar shower kit—Kohler Co.; 800/456-4537; us.kohler.com. **Vase by tub**—Anthropologie; 800/309-2500; anthropologie.com. **Vases by vanities, rug by tub**—West Elm; 866/428-6468; westelm.com (product line varies).