

# CHARLESTON HOME + DESIGN

ISSUE 119 (YEAR 1)

SEPTEMBER 2019





*An Exclusive Look Inside*  
**NASCAR GREAT**  
**ERNIE IRVAN'S**  
*Lowcountry Home*

*Plus:*

**OVER 150 GREAT IDEAS**

*For Your Bathrooms and Outdoor Living Spaces*

[www.CharlestonHomeDesign.com](http://www.CharlestonHomeDesign.com)




55  
*innovative ideas*  
 for the  
 bathroom

Whether undertaking a complete overhaul or simply seeking to add a couple updates, you'll need a few ideas to get you started. We combed some of Charleston's hottest shopping spots for bathroom products to bring you more than fifty blasé-busting suggestions for creating a space that is sure to make a splash.



*innovative ideas*  
for the bathroom



FABRICS • VANITIES  
WINDOW TREATMENTS  
TRIMS • WALLPAPER  
FURNITURE



843-852-0837  
NOTJUSTFABRICS.COM  
1610 SAM RITTENBERG BLVD



**SUSPEND SOME SWAG** with the sophisticated, metropolitan Alexis chandelier by Elk Lighting. A growing trend, chandeliers in bathrooms add a pleasant pop of opulence. **Available at Ferguson Enterprises (843) 747-6301 • ferguson.com**



**STREAMLINE YOUR SPACE** with the elegant minimalism of the PuraVida bathroom suite. Designed by Duravit, in collaboration with Phoenix Design and Hansgrohe, PuraVida brings poetic purity and clarity of form to the bathroom. **Available at Bird Decorative Hardware & Bath • (843) 577-5440 birddecorativehardware.com**




**FIND YOUR BEST ANGLE** with the clean lines of the Sutton Place Collection by Atlas Homewares. Inspired by 1930's New York, this angular hardware pays homage to décor classicism. **Available at Foxworth Decorative Hardware, LLC. (843) 881-0827 • foxworth-hardware.com**



**DELIVER A DASH OF PANACHE** to basic cabinet hardware by choosing pieces with subtle—yet distinctive—details like this cabinet knob and pull from the Luxe Collection by Jeffrey Alexander. **Available at Builders Hardware of South Carolina, Inc. (843) 873-4398 • newhomehardware.com**

April's Selections:  
**Master Bath (Hers)**



On the other side of the wall, an MTI air jet tub from Mt. Pleasant Winnelson is surrounded on each side by floor-to-ceiling cabinetry. It was decided to paint these cabinets white so that the vanities would be the focal point and to keep the bathroom from being too dark.

Matching Plain & Fancy brand vanities from Designer Kitchens & Baths each back up to the privacy wall. Both are stained dark and have feet to make them resemble a piece of furniture. Above the vanities, glass tiles were used to cover the wall, and the mirror was inset into the tile. The glass tiles add some "glitz" to the room and the dark vanities draw your attention to this area. The faucets were wall mounted to keep the marble countertops clean and uncluttered, while also adding a contemporary feel to the bathroom. We wanted the space to be light and airy but be dramatic, which the vanities and glass tiles achieve.

- Wall Sconces:** From Charleston Lighting & Interiors, installed by Southcoast Electrical & Plumbing Services, Inc.
- Mirrors:** Mirrors from Quality Mirror & Glass, Inc.
- Tile Surrounding Mirrors:** Tile over sinks from Melcer Tile, installed by Davis Tile
- Wall Faucets:** Wall mount faucets from Mt. Pleasant Winnelson
- Countertops:** Countertops from Lowcountry Tile Contractors, Inc.
- Vanities:** Plain & Fancy Custom Cabinetry brand vanities from Designer Kitchens & Baths, Inc.
- Vanity Sinks:** Lavatory sink from Mt. Pleasant Winnelson
- Vanity Hardware:** Vanity knobs and drawer pulls from East Cooper Decorative Hardware
- Window Film:** Frosted glass window film for privacy from Solarworks Group, Inc.
- Cabinetry Surrounding Tub:** Cabinetry towers surrounding tub from Diversified Woods, Inc., painted by Carpenter's Antiques & Restoration
- Chandelier Over Tub:** Provided by Island Daze Designs
- Bath Tub:** Air jet tub by MTI from Mt. Pleasant Winnelson
- Floor Tile:** Master bath floor tile from Melcer Tile, installed by Davis Tile