

Kitchens + Baths

HOUSE & HOME
SPECIAL ISSUE

#MAKEOVERS
BEFORE & AFTERS YOU'LL LOVE!

129

*Ways to
Get Your
Dream
Kitchen*

TILES, FAUCETS, PAINTS,
APPLIANCES & MORE!

**POWDER
ROOMS**

*WITH WOW
FACTOR*


*“We Survived
a Renovation”*

Real Homeowners Share Their Stories

Display Until August 29 \$11.95



www.houseandhome.com



**CREATING THE
MODERN HAMMAM**

Here's what designer Tanya Schoenroth did to make this ancient spa style new again.

- **Painted** walls white to make Moroccan floor tiles the focus
- **Hung** modern, lantern-style pendants instead of sconces
- **Added** mirrors with slim, industrial-style metal frames
- **Enclosed** a marble steam shower in clear glass
- **Floated** a double vanity for an airy, streamlined look
- **Chose** white vessel sinks with a low, sculptural shape

*Custom metal mirror frames,
Maca Studio.*



3"-THICK MARBLE COUNTER
Dianco Carrara marble was mounted on plywood and edged with mitred corners to look like a thick, solid slab

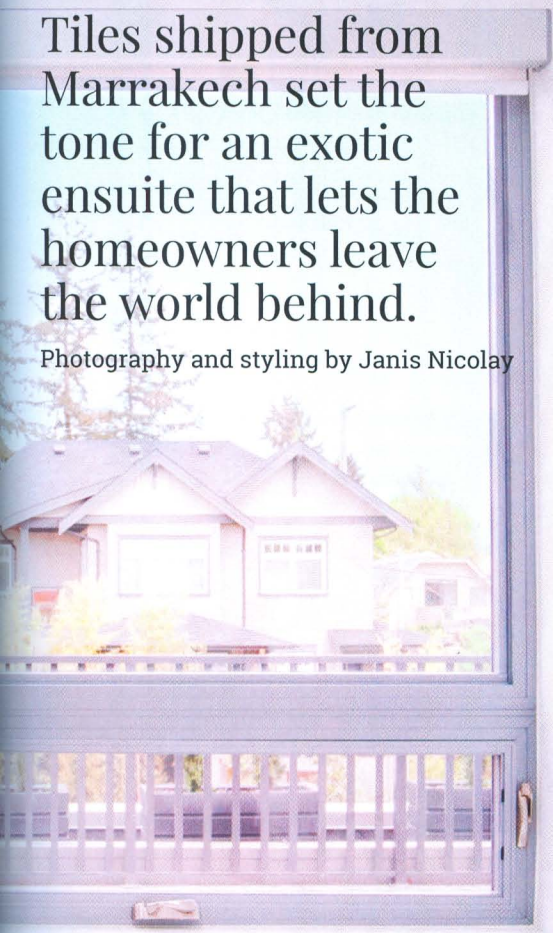
AN EVERYDAY ESCAPE

Tiles shipped from Marrakech set the tone for an exotic ensuite that lets the homeowners leave the world behind.

Photography and styling by Janis Nicolay

The Backstory

Having a vision and sticking to it can prevent a slew of design pains — unless you're just a bit ahead of the style zeitgeist. After scouring Vancouver for concrete Moroccan floor tiles, designer Tanya Schoenroth and her clients finally took to the web to find the key element they wanted for this home's principal ensuite. "It was stressful," says Tanya, who relaxed only after the tiles arrived through customs in one piece. Made in two tones of grey, the floor tiles provide the wow factor in this otherwise simple space. "This is their dream home," says Tanya. "They're not going anywhere, so they were willing to invest in the design." That meant two skylights that fill the bathroom with natural light, heated floors, a glassed-in steam shower and a deep, freestanding tub with a window view. Even subtle details, like the room's shadow mouldings (distinguished from the wall by a thin reveal) and a marble-lined nook beside the tub, create a feeling of thoughtful luxury. "I see a lot of the same finishes; this is more unique," says Tanya. "It turned out beautifully."



Luxe Shower

The steam shower is fitted with a flush-mount rain shower head and wall rail in a brushed-nickel finish. A bench made of Carrara marble blends with the walls. And instead of drywall, a frosted-glass door conceals the water closet for an airier look.

Shower fixtures, Aquabross; **basket, towels** The Cross; **floor tile**, Popham Design.

Extra-Long Vanity

The vanity extends the length of the wall to offer a range of storage. "After the floor, the mirrors and pendants are my favourite things," Tanya says. Black metal trim gives them an industrial feel. **Vanity fabrication**, Swiss Touch Construction; **pendants**, Arteriors; **faucets**, Aquabross; **sinks**, Victoria + Albert.

Marble Niche

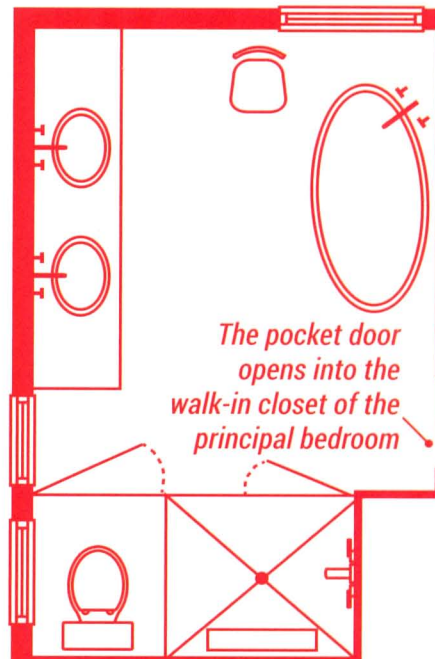
"We were going to cover the tub wall in marble, but decided it would be too much visually. This gives it a little something," says Tanya. **Wall colour**, Snow White (OC-66), Benjamin Moore.



UNDER-CABINET LIGHTING
Motion-controlled lights turn on when someone enters the bathroom



The Floorplan



The pocket door opens into the walk-in closet of the principal bedroom

Modern Bath

Tanya chose the oval tub by Victoria + Albert to complement the shape of the bathroom's vessel sinks. The tub has a clear view out the window, which is fitted with motorized blinds in two opacities: sunscreen and blackout, for total privacy.

Tub filler, Cheviot; chair, soaps, beads, towels, art print, The Cross.

