

JULY/AUGUST 2019

# KBB

THE OFFICIAL PUBLICATION OF **NKBA+KBIS**

2019

## READERS' CHOICE AWARDS



• **CONNECT**  
WITH THE  
SMART HOME

• **2019 NKBA**  
HALL OF  
FAMERS



## Aging in Style

*Thoughtful bath and kitchen design for a couple's future*



A RETIRED BUT YOUTHFUL COUPLE who had recently moved to San Diego was in the market for a home built with health, well-being and aging in place in mind. They turned to senior interior designer Tatiana Machado-Rosas and architect John Kavan of Jackson Design & Remodeling to carry out their wishes for ocean views in a contemporary, minimalist style.

“When we first met the clients, they made it clear that they wanted the whole home to be safe and accessible but not evidently accessible,” said Kavan, who explained that this begins with a subtle ramp to the side of the main exterior stairs that leads to a first level with an open floor plan.

### FIRST-FLOOR FUNDAMENTALS

The main level houses the kitchen, dining and living areas in a large great room, as well as a laundry room and a suite that could serve as a master if the couple ever needed to live on only one floor. A side door off of the kitchen also leads to an outdoor barbeque area. Aging-in-place design elements are carefully incorporated among the home's clean, horizontal lines and subtle color palette.

**ABOVE** The ovens are self-cleaning, and the convection unit has ample countertop space on either side. All appliances were installed at an accessible height.

**ABOVE INSET** White upper cabinets with glass doors contrast the lower, darker cabinets and allow the homeowners to easily see what is inside.

A large, sliding window connects the kitchen to the outdoors and brings in ample natural light, and all windows in the home have low-E protection from ultraviolet rays. The kitchen itself offers 48 inches between the cabinets and countertops for easy circulation. There are no level transitions among the spaces, and the low-glare European white oak flooring with an aluminum oxide finish is easy to maintain. The quartz countertops are also low maintenance, and they offer ample space on either side of the cooktop.

“Food preparation, cooking and storage are primary concerns for the clients, who are focused on healthy cooking and eating,” said Machado-Rosas. “The kitchen seamlessly integrates a convection oven, a steam oven, two warming drawers and a microwave, along with two refrigerators with freezer drawers. Extra appliances are a carefully considered option for aging in place when live-in help may be required.”

The storage is easy to access with plenty of rollouts and drawers and offers lever-style handles. The appliances are positioned to accommodate both homeowners, who have differing heights. The island has ample seating and is large enough to accommodate multiple people who may be prepping food or engaging with the hosts.

The lighting plan in the home was designed for improved illumination and reduced glare. Multiple layers include recessed LEDs for general lighting, decorative pendants at the island and task lighting above the sink and under the cabinets – all with dimmer switches to change the intensity. Wall outlets are placed at various heights so both homeowners can reach them, and rocker switches feature a wide, spring-loaded button that is easy to push with an elbow if needed.

By **CHELSIE BUTLER**



### GETTING DOWN TO BATHROOM BUSINESS

The bedroom and bathroom on the main level are now reserved for guests, but it was a careful consideration by the team to design something that could eventually serve the homeowners as their needs change. Accessibility is addressed in this and the master bath by not including a transition between the curbless shower area and the main space – both of which are wide enough for a wheelchair or walker user. The showers feature a bench, a fixed showerhead and detachable handheld showerhead with a flexible hose on a vertical slider bar.

Oversized, non-slip floor tiles in the bathrooms provide more of a contrast between spaces so there is no confusion if one of the homeowners becomes vision impaired. Their large format also makes them easier to clean.

Each of the bathrooms has single-lever faucets for the sink and tub, which are easier to use for those with limited dexterity, and the walls have been reinforced to add grab bars at a later date. The vanities – at various heights – incorporate adjustable shelving that can be taken out to accommodate a wheelchair user. Comfort-height toilets in each bathroom are centered 18 inches from one wall to ensure grab bars are easy to reach.

### AN INVITING MASTER SUITE

The design team decided to add a small kitchenette here for convenience in case it gets hard for one or both of the homeowners to go downstairs on a regular basis. It includes a coffeemaker, a beverage fridge and plush seating. The designer said the couple already spend a great deal of time in their master suite and that they have already said they could live there if that became a need in the future.

**ABOVE** Each of the bathrooms features non-slip tubs, as well as anti-scald mechanisms in the tub and shower areas.

**BELOW** The guest bath features a black, white and gray color palette, and an upper window lets in natural light. A wide deck on the undermount tub can assist someone getting in and out.

The spa-like master bath is a generous space that would be easy to circulate in a wheelchair. The shower floor was ramped from the outside to create a gentle slope into the curbless shower and drain. The tub offers a wide, curved ledge that functions as a bench, and the toilet area was designed with sliding doors that look like Shoji screens for easy removal to accommodate a wheelchair user.

“The only challenge our team had to overcome was to fit the clients’ vision of an accessible space that did not appear clinical,” said Machado-Rosas. “Because we are certified aging-in-place specialists and have a lot of experience in this area, we were able to grant all their wishes.”

## SOURCES

**DESIGNER:** Tatiana Machado-Rosas, Jackson Design & Remodeling; **ARCHITECT:** John Kavan, Jackson Design & Remodeling; **PHOTOGRAPHER:** Jackson Design & Remodeling

### KITCHEN

**CABINETS:** DeWils; **COOKTOP:** Wolf; **COUNTERTOPS:** Cosentino; **DISHWASHER:** KitchenAid; **FAUCET:** Kohler; **FLOORING:** Prosource of San Diego; **HARDWARE:** Home Depot; **HOOD:** Zephyr; **LIGHTING:** Canarm & Lamps Plus; **OVENS & WARMING DRAWER:** Miele; **REFRIGERATION:** Sub-Zero; **SINK:** Blanco

### MASTER BATHROOMS

**ACCESSORIES, FAUCETS & TOILET:** Delta; **CABINETS:** DeWils; **COUNTERTOPS:** Pentel Quartz; **DRAINS:** Infinity Drain; **HANDSHOWERS & SINKS:** Kohler; **HARDWARE:** The Home Depot; **LIGHTING:** Lamps Plus & Possini; **TILE:** The Home Depot; **TUBS:** MTI Baths



**10.** The new **AEG** ComfortLift Dishwasher with QuickSelect controls is an upgrade from the AEG ComfortLift, the first dishwasher that lets users gently slide and lift the lower basket up and down for easy loading or unloading. Now featuring a user-friendly QuickSelect display, users can simply swipe to select the duration of their dishwasher cycle. This swiping action also shows how economical the cycle will be.

**11.** **ICERA** has introduced the Muse iWash Integrated Bidet Toilet, which offers superior cleaning power while conserving floor space with its two-in-one design. A bowl-cleansing pre-mist is activated whenever the seat is occupied, and an automated flush allows a sanitary touch-free experience. A deodorizer and in-bowl LED lighting are also included.

**12.** **THERMADOR** introduces the Pro Ranges Collection, which features two lines – Pro Harmony and Pro Grand – in 30-, 36-, 48- and 60-in. sizes. The new collections boast milled stainless steel, the option for all-new metallic blue knobs, a bull-nose front and a color TFT display on select models. Both offer sizes that are available with the Thermador Connected Experience by Home Connect, which comes with recipe suggestions, how-to information, mobile notifications and remote start capabilities.

**13.** The **JENNAIR** RISE Design Expression column refrigerators offer hundreds of customizable combinations and boast an obsidian interior and 650 LED lights to frame and fill each column. Consumers can connect via Wi-Fi for real-time notifications and to control columns remotely in the case of an open door, a power outage or a required filter change.


**14.** The **WARMLYYOURS** Shower Waterproofing and Floor Heating kits combine a pre-sized electric floor heating and complete waterproofing system for tile showers. These kits are available in three different sizes and drain orientations. A choice of 25 different drain grate covers is available.

**15.** Inspired by **BERTAZZONI**'s early 20th-century wood-burning stoves, the new Heritage Series introduces smart updates like a new food probe function and precision thermostat to maintain temperature accuracy. A heat distribution system prevents hot spots, making it possible to bake cookies with identical results. New finishes – ivory enamel, matte black on metal and brushed and polished stainless steel – are also available.

**16.** From **FALMEC**, the new total black models Plane, Mira, Polar (shown) and Virgola are part of the Design Collection – a series that features both high function and high design. Plane, Mira and Polar are all equipped with the electronic three-speed + boost keypad and an LED lighting system, as well as a powerful 800 m3/h motor.



10




11

12



13




14



15

**17.** The XViU mirrors from **DURAVIT** feature a colored light function that can move from cool to warm to match the user's circadian rhythm. An icon control on the mirror's surface is also used to adjust the ambient lighting surrounding the mirror. As the mirrors are touch-free to prevent smudges, the user needs only to hover a finger over the controls to use them.

16



**18.** Launching later this year, **SIGNATURE KITCHEN SUITE** is working with Innit to integrate software on pro ranges and ovens to work seamlessly with Innit Premium Recipes. AdaptiCOOK technology will automatically control oven temperature cycles and cooking modes ideal for each meal throughout the cooking process. Innit's platform enables consumers to customize meals based on their dietary and taste preferences, with simple video instructions for every step of the meal.



17

# What's Cool Everywhere Else



1



2



3



4

1. **GE LIGHTING** is launching two LED + Speaker bulbs – a traditional A19 bulb and a BR30 for recessed can applications – that pull through audio streaming from a smartphone or Bluetooth device. An embedded speaker hides discreetly within the ceiling or a light fixture, eliminating the need for speakers on the counter. For across-the-home listening, pair multiple speaker bulbs for synced sound without any wiring or hubs.

2. **ELMIRA STOVE WORKS'** Antique appliances are now available in more than 1,200 custom colors. Inspired by 1850s-style appliances, this line includes ranges, refrigerators, wall ovens, microwaves and dishwashers/dishwasher panels. Each appliance is custom crafted according to desired color, trim style and cooking features.

3. The **DIAMOND CABINETS** Biometric Secured Drawer can lock by the touch of a finger. The drawer keeps items safe and secured with an installed self-locking mechanism tucked inside, offering security without sacrificing the look of a clean outer drawer front.

4. Design duo Lucidi & Pevere experimented with aluminum as the foundation for Arumi, a fixture designed for **FOSCARINI**. The lamp's hand-brushed surface is juxtaposed with a shiny and smooth inner layer to create contrast. The dome-shaped pendant resembles a raw diamond, that can alone or grouped together over a kitchen counter.

5. Autore from **RICHELIEU**, part of the Exclusive Collection, consists of more than 400 pulls and knobs that were inspired by the creative journeys of 16 leading European designers. The collection showcases original shapes made in various traditional materials such as metal, stainless steel and leather, as well as less-conventional materials like resin and ceramic.

6. Costrel wall-mounted vanities by **JEFFREY AL-EXANDER** echo European trends with straight lines, slab-front drawers and high-gloss finishes. Depending on the model, the vanities include single drawers, two side-by-side drawers or two stacked drawers. Single and side-by-side drawers include a second, hidden drawer to maximize storage.

7. **RUVATI** combines two of today's trends with the Fiamma Fireclay Sink, now available in a black finish. The sink boasts a farmhouse style with the traditional apron-front design, as well as a reversible option that allows the choice of a smooth, flat finish on the apron front or a decorative fluted motif.

8. The Villa Collection from **OMVIVO** consists of three countertop basins, as well as a freestanding bath. Available in cove grey (shown here) and white haven, Villa is produced from a blend of acrylic, natural minerals and is finished by hand for a smooth, matte finish.



8



7



6



5



17


17. Alyssa is one of the latest pendants from **MITZI**. Available in an aged brass, polished nickel and an old bronze finish, the flush mount is 24 by 10.5 inches and retails at \$500, the wall sconce is 8 by 8 inches and retails at \$130, and the pendant is 8 by 12 inches and retails at \$146.

18. Quando from **ARAN CUCINE** is composed of 146.3-cm-thick columns, cabinets with dark brown c-channels and plinths. Wall cabinets made of coated glass and a bookcase with a black fill frame and zinc yellow shelves, as well as a dark oak martin table, are also included.



18

19. **ELKAY** has launched the first built-in filtered water dispenser for the home – ezH2O Liv. Designed to make filtered water more accessible, some of ezH2O Liv's top features include an NSF-certified water filter and a backlit LED green ticker that counts the number of 20-oz. disposable, single-use plastic bottles saved.



19

20. Inspired by **BUSTER + PUNCH**'s love for solid metals and muted tones, **HOOKED** is an industrially design chandelier made of several pendants, each with its own hook. The chandelier can also be customized by reinstalling the hooks into the ceiling in random locations. Sconces can also be mixed and matched and finished in graphite or stone powder coating.



20

21. **MELJAC** now offers a choice of button shapes (round or square) and settings (flush or raised) in the Damier Collection of keypads. The collection features concealed screws, low-profile push-buttons and more than 25 finishes. Additionally, backlit engravings are now available to provide gentle illumination.



24

22. **ABIMIS** introduces the Cold Control System, which features fully customizable refrigeration columns that can be kept at different temperatures to store different ingredients properly. All the shelves in the system can be removed for easy accessibility, and an internal ventilation system guarantees that the temperature throughout each compartment remains constant.



23

23. Developed by architect Ulisse Narcisi, R1 from **RASTELLI** is a minimal, geometric kitchen with innovative shelving systems and open modules. It features the Galileo Wall System, which has an aluminum frame ideal for cup and jar storage, as well as trays for drawers.



22

24. Inspired by classic Colonial style, the Circulaire Collection of knobs and rosettes from **GRANDEUR HARDWARE** is constructed of solid forged brass and includes a variety of configurations of exterior and interior doors. All Circulaire products are offered in six finishes, including vintage brass, antique pewter, polished nickel, satin nickel, timeless bronze and lifetime brass.



21

# Custom Colonial





---

**A 1940s home stays true  
to its design roots**

**By Carrie Whitney**

---

---

**THIS PAGE** The countertops and backsplash in lightly veined Calacatta impart a light and fresh appearance in the kitchen.

Custom barstools and elegant pendants add sophistication to the English farmhouse design.

---

**I**N A HOME NEAR THE GETTY IN LOS ANGELES, a kitchen last updated in the 1990s begged for more function, more lighting and more appeal. The easy solution would have been to gut it, knock out walls and create an open, modern space, but the homeowner was not interested in expanding the footprint. The scale of the house reflects the period in which it was built, and with features like original steel windows, the goal of the renovation, which also included the master bathroom, was to remodel in keeping with the home's heritage.

Designers Kenneth Boyer and Kristin Gunnette, partners at L.A.-based Atelier k, modernized these two important rooms while honoring the home's colonial revival architecture by implementing custom-designed elements, which also blend with the client's antique furniture and distinctive art collection.

**CHANGES ABOVE & BELOW**

In the kitchen, all the floors were removed and replaced with engineered hardwood in a 4-in. plank with a maple finish. Although larger planks are popular today, the designers chose "a color and a size that remained true to the scale of the house," according to Gunnette.

While the footprint of the kitchen needed to remain the same, the ceiling called for big changes. The designers were challenged by its multiple pitches, which created an awkward appearance. Interestingly, the intent during the earlier renovation had been to open up the low 1940s ceiling height by adding the pitched areas, but the effect was not one of airiness.

"With the combination of the earth tones and the crazy angles going on, it was a little unsettling," said Gunnette, who had worked with the client for more than a decade and knew that her style had evolved into one that is clean and sophisticated—"more of a classic English farmhouse look."

It was the designers who proposed raising and leveling the ceiling. When the client started the remodeling process, she had not wanted to get an architect or engineer involved because she did not want to do a major structural renovation. However, Atelier k was able to consult with an architect in a low-key manner that kept the client comfortable so that the ceiling changes could take place. The team also consulted with a lighting designer, and the updated lighting scheme makes the kitchen feel larger even without expanding the footprint. Recessed lights were strategically placed and built into the drywall, creating the clean look that was desired.

Although AC ducts were located in the attic above, the designers were able to move them.





**RIGHT** During the renovation, the original steel windows were refurbished and brought with them a backsplash installation challenge.

In addition to a simpler alignment with the rest of the kitchen, the new island offers more function for entertaining.

However, ducts brought a challenge when it was time to choose the hood. The team worked with Vent-A-Hood to customize one that was able to function with the existing ductwork from the 90s remodel. The manufacturer came on site to make it happen, and the designers were able to select the contrasting metal finish and banding. The hood is just one of many custom features the designers selected for the renovation.

#### **KITCHEN CUSTOMIZATION**

“We do a lot of custom work for our clients,” said Boyer, who explained that the goal is to give them interiors that are specifically tailored to their lifestyle and aesthetic. In this kitchen, that also meant the cabinetry and barstools.

Atelier k worked with a custom cabinet fabricator to change the configuration of the island, which had previously been angled and now offers an improved flow, as well as functional storage and accessories for today’s entertaining. The island cabinets are finished in gray, while the white up-

per cabinets have updated Shaker doors with a low bevel to impart a lighter feel. The designers also added hardware custom plated in polished silver. Two barstools designed by Atelier k maintain the classic style, and the pendants provide light with a look that is visually soft and graceful.

The countertops and backsplash feature the same Calacatta marble with light veining. Near the sink window – one of the original steel windows that was refurbished during the renovation – the marble had to be skillfully matched to the sill levels. The designers called in a fabricator to make sure the backsplash fit around the sides to meet the recessed windows.

## **SOURCES**


**DESIGNERS:** Kenneth Boyer and Kristin Gunnette, Atelier k;  
**ARCHITECT:** Katrin Terstegen; **LIGHTING DESIGN:** Arsène Design;  
**PHOTOGRAPHER:** Jenna Peffley

### **KITCHEN**

**BARSTOOLS:** Atelier k;  
**CABINET HARDWARE:** Cater Hardware; **CABINETS:** Designed by Atelier k, fabricated by The Cabinet Gallery; **DISHWASHER & REFRIGERATION:** Sub-Zero;  
**FAUCETS & POT FILLER:** Waterstone; **FLOORING:** Garrison Collection; **HOOD:** Vent-A-Hood; **LIGHTING:** CLS & Hector Finch;  
**MICROWAVE:** Jenn-Air;  
**OVEN & COOKTOP:** Wolf;  
**SINK:** ROHL

### **MASTER BATHROOM**

**CABINET HARDWARE:** Classic Hardware;  
**BACKSPLASH/ COUNTERTOP:** Bianco Marble; **FAUCET, SCONCES & SHOWER FIXTURES:** Kallista; **FLOORING:** Ann Sacks; **MEDICINE CABINETS & VANITIES:** Designed by Atelier k, fabricated by The Cabinet Gallery; **SINK:** Kohler; **TOILET:** TOTO; **TUB:** MTI Baths



## MONOCHROMATIC MASTER BATHROOM

In the master, the designers encountered some of the same spatial issues they had in the kitchen. The bathroom was choppy with double vanities on one side and a tub and shower on the other.

“It’s just one of those challenging spaces,” said Gunnette. “We had to work with the existing footprint, which is very narrow by today’s standards.”

One of the first inspirations for the design of the master bath came from the floor. The designers found a flower mosaic in black and white but wanted something less dramatic for the small room, so they worked with the client to develop a more soothing color palette.

The original tile provided high contrast, but the team customized it with blue and white marble to create a delicate pattern and worked with E.R.A. Stone & Tile on the precise installation it required. The backsplash features a similar marble that is slightly lighter.

**ABOVE** The designers customized a bold, floral-pattern tile to give it a softer feel.

**ABOVE RIGHT, TOP & BOTTOM** Custom vanities honor Swedish design, and the curve of the countertop and backsplash edge offer a special finishing touch.

Custom plating hardware allowed the designers to coordinate finishes for a cohesive yet one-of-a-kind look.

Many elements of the master bathroom were developed as custom pieces. Atelier k created the vanities, which were inspired by a Swedish Gustavian cabinet and designed as pieces of furniture. The countertop and backsplash feature curved corners in keeping with the vanity design. As in the kitchen, hardware was custom plated, this time in polished nickel, which coordinates with the faucets.

Atelier k created custom mirrored medicine cabinets because they could not find any that fit the size they needed. Like the hardware, the medicine cabinet frames are plated in polished nickel. Flanking the medicine cabinets, eye-level sconces have a mirrored background and clean shades to bring warmth into the room, according to Gunnette.

“It’s important to have eye-level lighting,” said Boyer, who explained that they wanted to make sure they had decorative details but also the best light quality possible.

Despite the narrow space, the Atelier k duo was able to include a tub and enclosed glass shower. Even with all of the well-chosen features, the floor remains a focal point. Its large-scale, abstract design expands visual sightlines, according to Boyer.

“Because it was a small space, we wanted to keep it tone on tone,” he said, and explained that the team felt the monochromatic palette gives the impression of an expansive master bathroom in this true-to-period home. ●